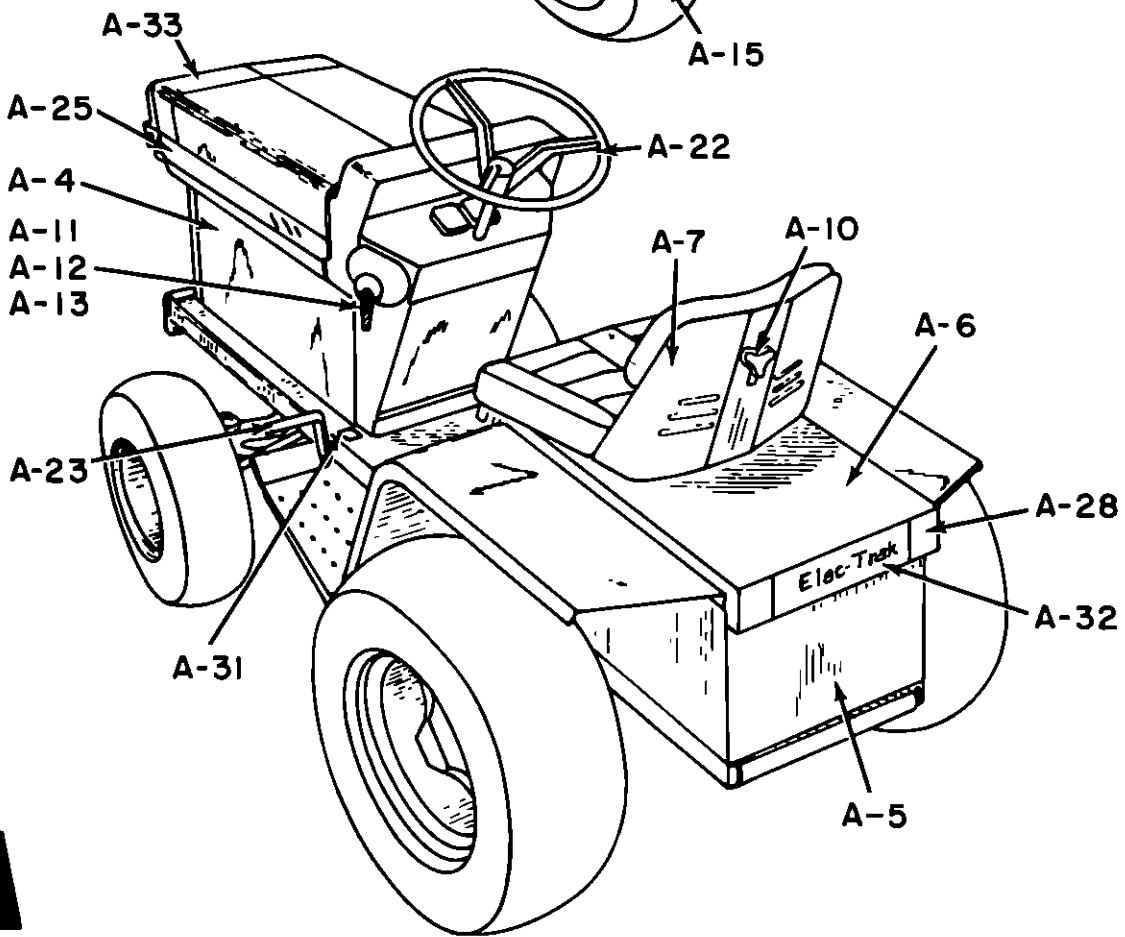
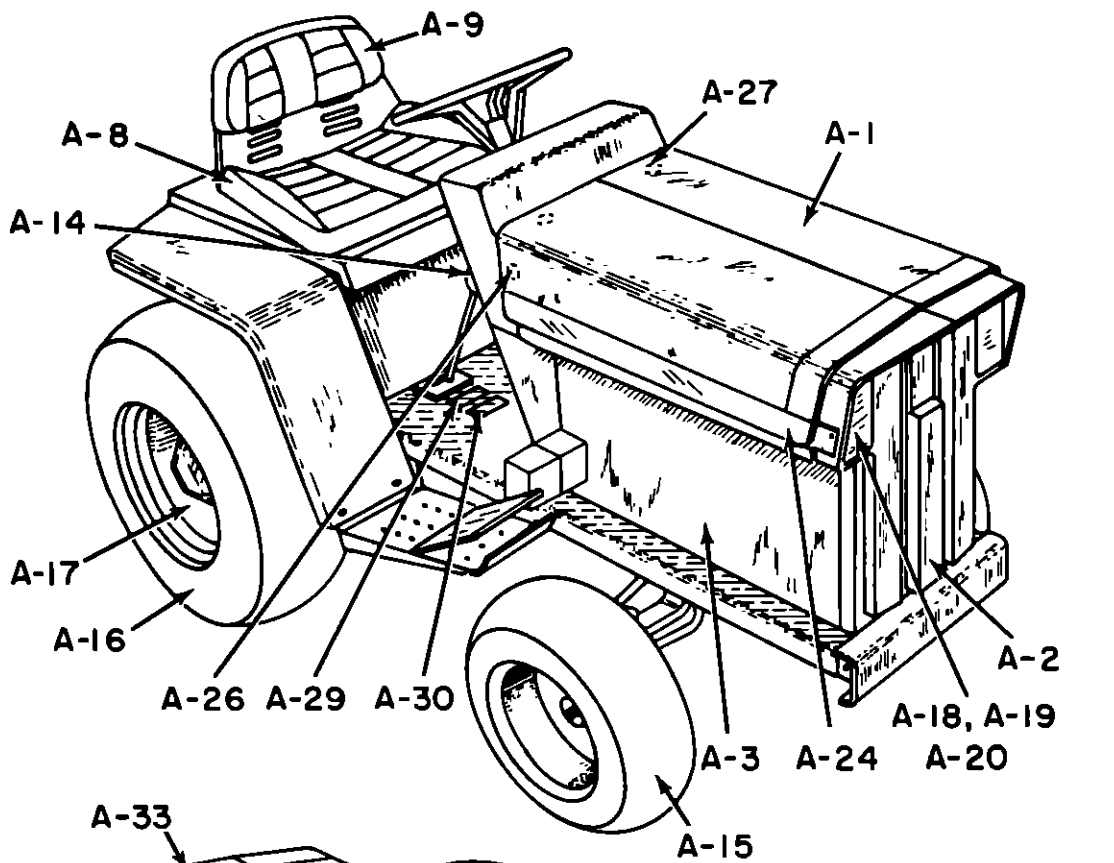


E20

TABLE OF CONTENTS

<u>FIGURE</u>	<u>SECTION</u>	<u>TITLE</u>
1	A	BODY COMPONENTS
2	B	FRONT BATTERY COMPARTMENT
3	C	CHARGER
4	D	DASH COMPONENTS
5	E	ELECTRICAL COMPONENTS (UPPER CONTROL PANEL)
6	F	ELECTRICAL COMPONENTS (LOWER CONTROL PANEL)
7	G	REAR BATTERY COMPARTMENT
8	H	UNDERCARRIAGE COMPONENTS
9	J	STEERING AREA COMPONENTS
10	K	SPEED CONTROLS
11	L	FRONT LIFT
12	N	BRAKE COMPONENTS
13	T	TRANSAXLE
-	Z	MISCELLANEOUS & HARDWARE



A

BODY COMPONENTS

FIGURE 1-A

<u>REF. NO.</u>	<u>PARTS NO.</u>	<u>DESCRIPTION</u>
A-1	541C940G2	HOOD ASSEMBLY
A-2	423D214P1	FRONT GRILL
A-3	422D837P1	SIDE BODY PANEL, RIGHT
A-4	422D838P1	SIDE BODY PANEL, LEFT
A-5	587E927G1	REAR BATTERY BOX ASSY. (INCLUDES FENDERS)
A-6	541C974G1	REAR BATTERY BOX COVER (LESS SEAT)
A-7	243A4799P1	SEAT PAN
A-8	178B8003P1	CUSHION, BOTTOM
A-9	243A4800P1	CUSHION, REAR
A-10	243A4801P1	REAR SEAT KNOB
A-11	163B9923G1	POWER DISCONNECT
A-12	211A3448P1	FUSIBLE LINK (LOCATED ON POWER DISCONNECT)
A-13	243A4502P1	POWER DISCONNECT KNOB
A-14	211A3249P1	GEAR SHIFT KNOB
A-15	163B9707G1	FRONT TIRE (16 X 6.50-8) & RIM
A-16	243A4857G1	REAR TIRE (23 X 10.50-12) & RIM
A-17	243A4589P1	WHEEL LUG
A-18	211A3413P1	HEADLIGHT LENS
A-19	163B9936G1	REFLECTOR AND LIGHT ASSEMBLY
A-20	211A3592P1	LAMP (GE 1076)
A-21	423D255P1	STEERING WHEEL
A-22	243A4828G1	CAP AND MONOGRAM ASSEMBLY

BODY COMPONENTS

FIGURE 1-A

<u>REF. NO.</u>	<u>PART NO.</u>	<u>DESCRIPTION</u>
A-23	163B9876G2	BRAKE PEDAL ASSEMBLY
A-24	422D848P7	HOOD DECAL, RIGHT HAND
A-25	422D848P8	HOOD DECAL, LEFT HAND
A-26	243A4639P1	HOOD RUBBER BUMPER (MOUNTED ON BOTH SIDES)
A-27	243A4639P2	HOOD RUBBER BUMPER (MOUNTED ON TOP - 2 REQ.)
A-28	243A4870P1	REAR TAIL REFLECTOR (2 REQ.)
A-29	243A4869P1	DECAL, "TO FACILITATE SHIFTING"
A-30	243A4794P1	DECAL, "SHIFT TO LOWER GEAR"
A-31	211A3247P1	DECAL "PARKING BRAKE"
A-32	178B8024P1	DECAL, "ELEC-TRAK"
A-33	178B8022P1	DECAL, HOOD BAND

B

B-11 B-24, B-25 B-14 B-15


B-8

B-6 B-7

B-5 B-4

B-23 B-20

B-21 B-22



B-12 B-16 B-17

B-13

B-10

B-18

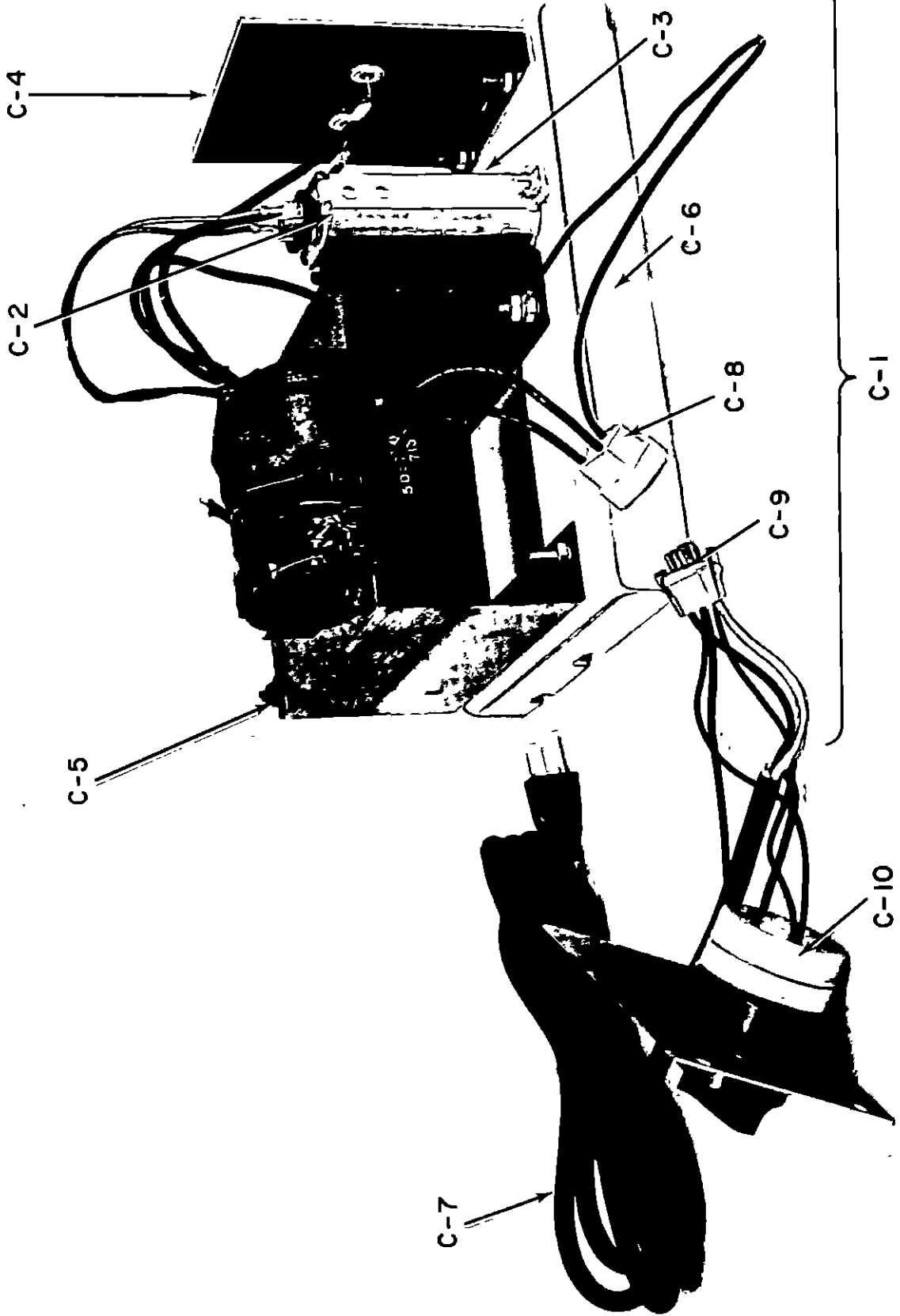
B-9 B-19

FRONT BATTERY COMPARTMENT

FIGURE 2-B

<u>REF. NO.</u>	<u>PART NO.</u>	<u>DESCRIPTION</u>
B-1	541C699P1	BATTERY TRAY (FRONT) (NOT PICTURED)
B-2	211A3531G1	BATTERY CABLES (NOT PICTURED)
B-3	243A4521P1	BATTERY POST CLAMP (NOT PICTURED)
B-4	243A4523G1	FRONT BATTERY COVER
B-5	163B9887G1	BATTERY CLAMP ASSEMBLY
B-6	243A4724P1	HEAVY DUTY BATTERY
B-7	243A4849P1	BATTERY CAP (OLD HEAVY-DUTY)
B-7	244A7420P1	BATTERY CAP (NEW HEAVY-DUTY AND STANDARD)
B-8	155C8005P1	POLY BAG
B-9	211A3598P2	BATTERY PROTECTOR (WOOD)
B-10	211A3511P1	CAUTION DECAL
B-11	178B8031G1	CHARGER COVER
B-12	178B8012G1	POWER RESISTOR ASSEMBLY
B-13	163B9906G2	TIMER ASSEMBLY
B-14	243A4549P1	TIMER KNOB
B-15	211A3498P1	TIMER DIAL
B-16	155C8019G1	GRILL HARNESS
B-17	243A4572P1	P.T.O. OUTLET (S0-1)
B-18	243A4542P1	ACCESSORY OUTLET (S0-2)
B-19	243A4807P1	FUSE BOARD
B-20	211A3528P1	FUSE DECAL
B-21	243A4657P1	20 AMP FUSE, FU3, FU4
B-22	243A4597P1	30 AMP FUSE, SLO BLO, FU2
B-23	243A4719P1	CIRCUIT BREAKER (MANUAL RESET)
B-24	211A3562P1	SPEED NUT
B-25	N80P16006B6	10-24 X 3/8 PAN HD. SCREW

C

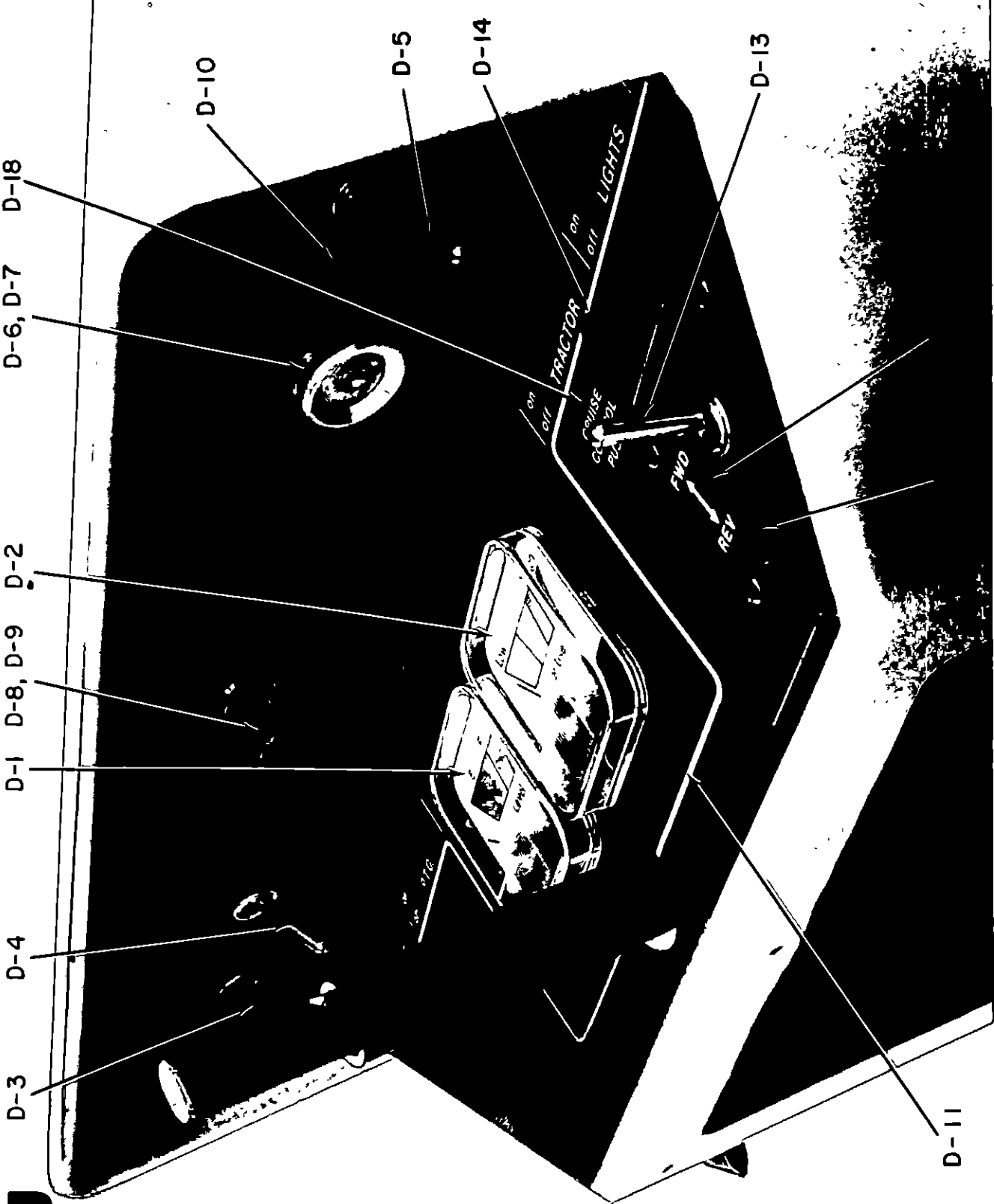


CHARGER

FIGURE 3-C

<u>REF. NO.</u>	<u>PART NO.</u>	<u>DESCRIPTION</u>
C-1	423D225G1	CHARGER SUB ASSEMBLY (INCLUDES BASE TRANSFORMER CAPACITOR AND HEAT SINK ASSEMBLY)
C-2	243A4653P1	CAPACITOR
C-3	211A3510P2	CAPACITOR BRACKET (2 REQUIRED)
C-4	163B9905G1	HEAT SINK ASSEMBLY
C-5	163B9955P1	TRANSFORMER
C-6	541C932P1	CHARGER BASE
C-7	211A3555G1	CHARGER CORD ASSEMBLY
C-8	243A4564P3	PLUG (P-4)
C-9	243A4568P3	JACK (J-4)
C-10	211A3507P1	TIMER

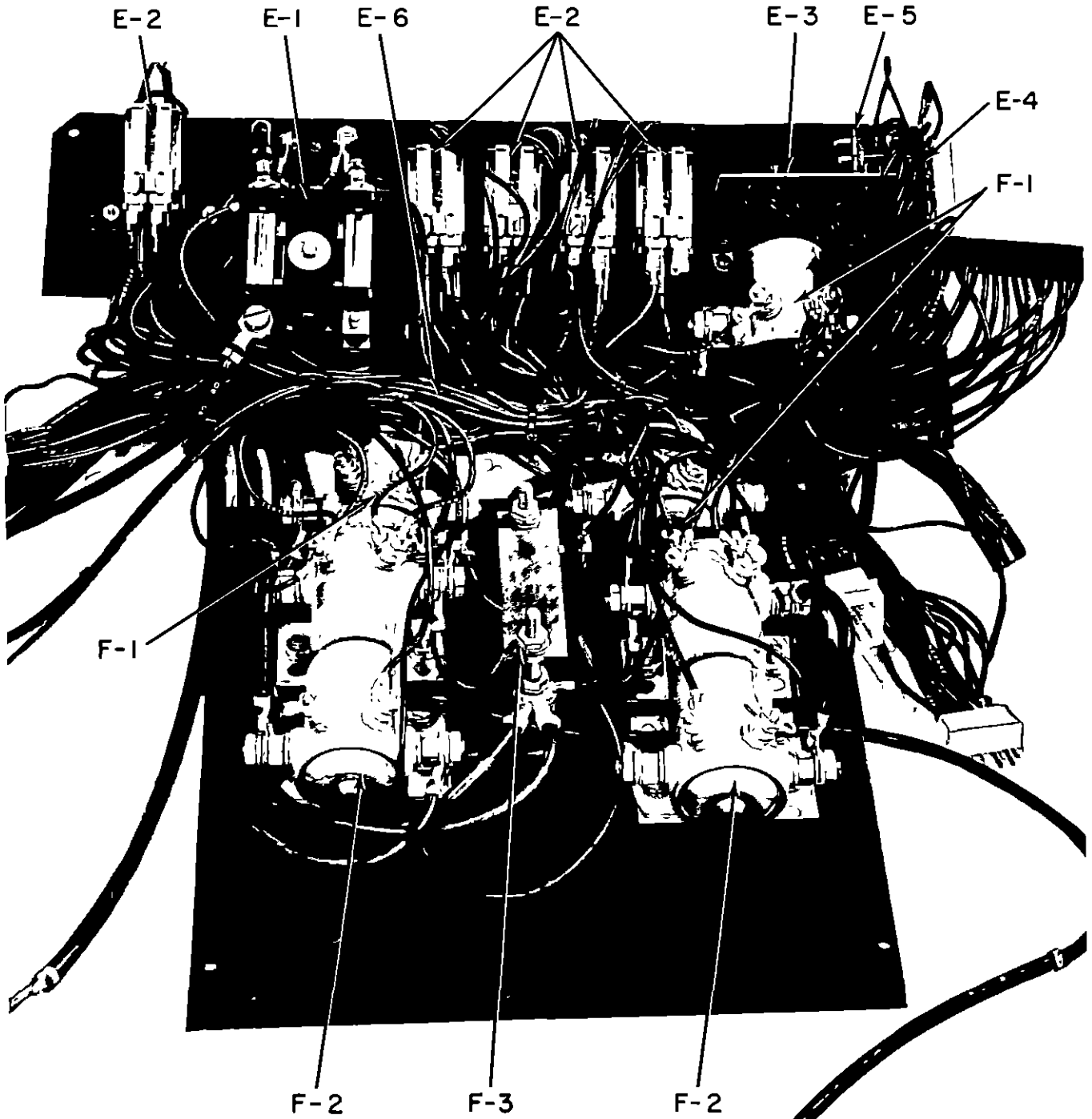
D



DASH COMPONENTS

FIGURE 4-D

<u>REF. NO.</u>	<u>PART NO.</u>	<u>DESCRIPTION</u>
D-1	243A4629G1	FUEL LEVEL GAUGE
D-2	243A4630G2	POWER USE GAUGE
D-3	243A4531P2	LIFT SWITCH
D-4	243A4531P1	P.T.O. SWITCH
D-5	243A4531P3	LIGHT SWITCH
D-6	243A4573P1	KEY SWITCH
D-7	211A3597P1	KEY
D-8	243A4574P1	LIGHT, DASH
D-9	211A3591P1	LAMP (GE 1815)
D-10	163B9821P1	DASH PANEL
D-11	541C681P1	DECAL, DASH
D-12	541C994G1	DASH HARNESS
D-13	243A4814P1	F-R SWITCH
D-14	243A4848P1	CRUISE CONTROL SWITCH
D-15	243A4815P2	DECAL (F-R)
D-16	243A4979P1	REVERSE LIGHT
D-17	178B8095G1	CRUISE CONTROL HARNESS (NOT PICTURED)
D-18	243A4815P1	DECAL (CRUISE CONTROL)
D-19	211A3551P1	TUBING (NOT PICTURED-INSULATION FOR SWITCH TERMINALS)



E

ALSO REFERS TO
SECTION F

ELECTRICAL COMPONENTS

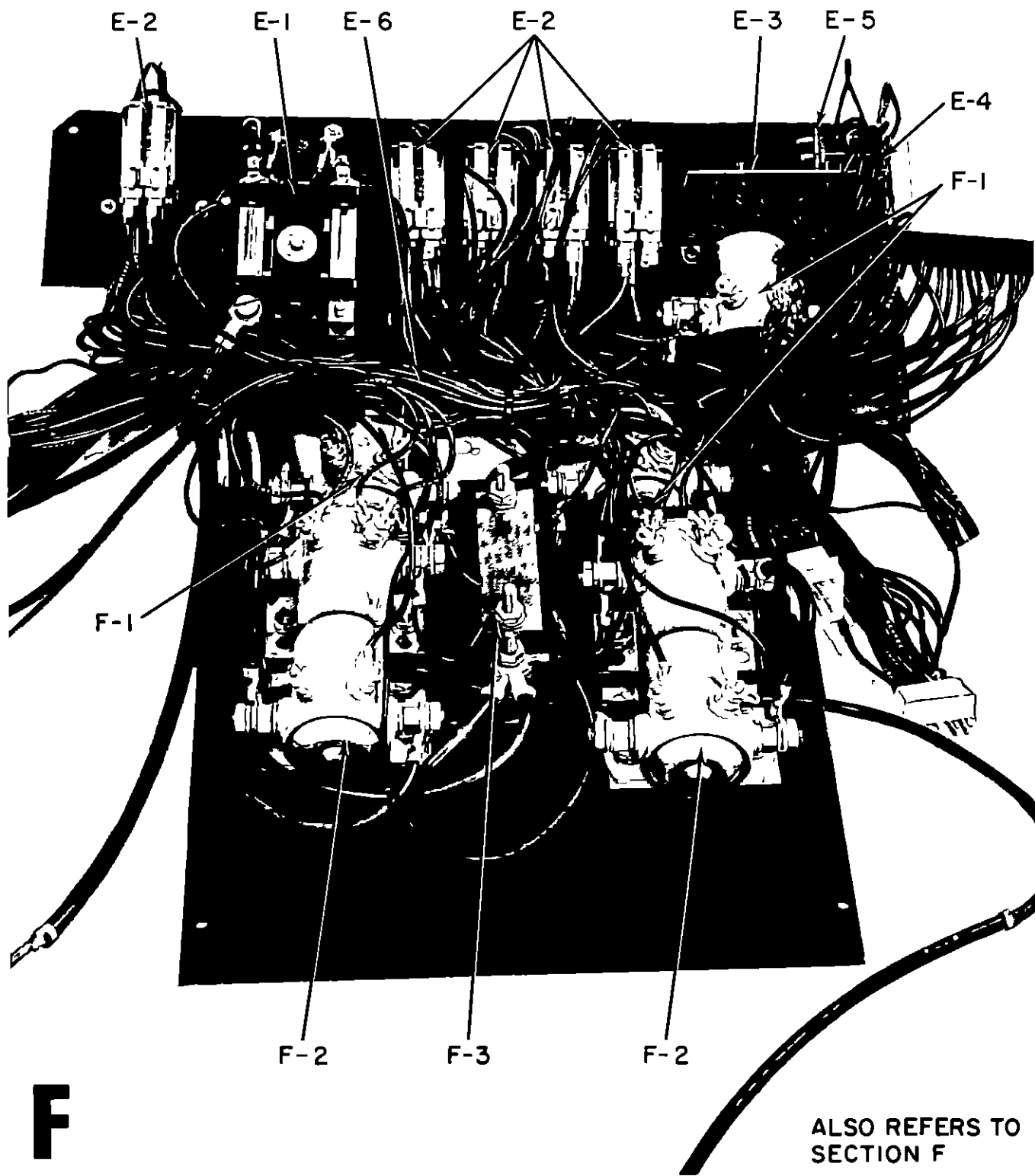
(UPPER CONTROL PANEL)

FIGURE 5-E

<u>REF. NO.</u>	<u>PART NO.</u>	<u>DESCRIPTION</u>
E-1	243A4524P1	P.T.O. CONTACTOR
E-2	243A4562P1	RELAY
E-3*	178B8107G1	CARD #4 (E-20CA)
E-3*	163B9977G1	CARD #4 (E-20 AA & BA)
E-4	211A3162G2	CARD #3
E-5	243A4940G1	DIODE AND RESISTOR ASSEMBLY
E-6#	127D8006G1	CONTROL PANEL HARNESS
E-6#	127D8008G1	CONTROL PANEL HARNESS

#IT IS IMPERATIVE THAT WHEN ORDERING THIS PART YOU SPECIFY THE MODEL NUMBER AND SERIAL NUMBER OF THE TRACTOR TO INSURE YOUR RECEIVING THE PROPER PART.

*TO FACILITATE MANUFACTURING, THE DIODE AND RESISTOR ASSEMBLY WAS INCORPORATED IN THE CARD #4 WHICH CAUSED OTHER ELECTRICAL CHANGES THEREFORE WHEN ORDERING THIS PART IT IS IMPERATIVE YOU INCLUDE THE MODEL NUMBER AND SERIAL NUMBER TO INSURE YOUR RECEIVING THE PROPER PART.




ELECTRICAL COMPONENTS

(LOWER CONTROL PANEL)

FIGURE 6-F

<u>REF. NO.</u>	<u>PART NO.</u>	<u>DESCRIPTION</u>
F-1	211A3567P1	CONTACTOR
F-2	178B8009P1	DOUBLE CONTACTOR
F-3	211A3213P3	CURRENT SENSING SHUNT



G-6

G-5

G-3

G-3

G-4

G-7

G-14/13

G-11

G-12

G-8

G-9

G

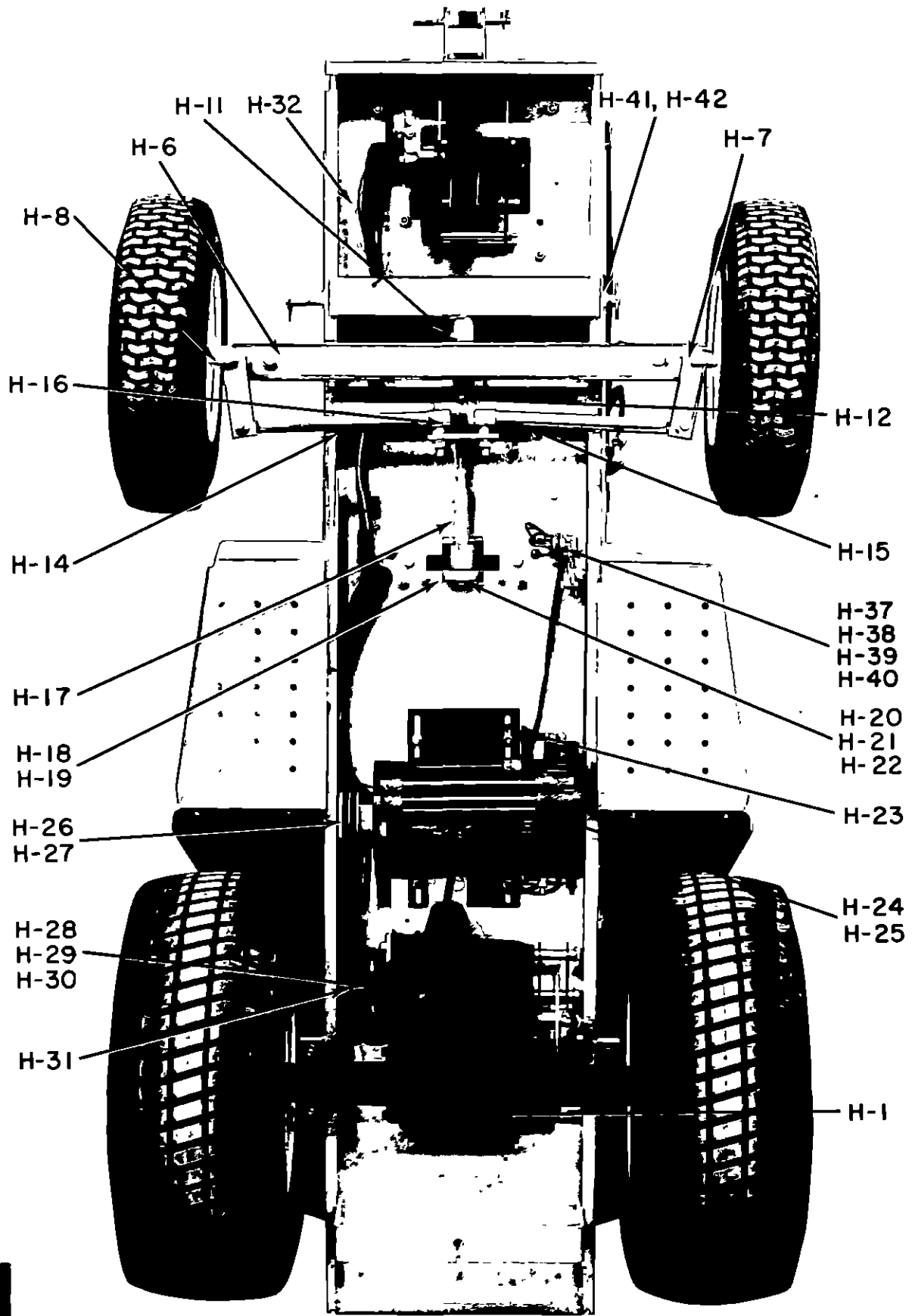
ELEC Trak

ELEC Trak

REAR BATTERY COMPARTMENT

FIGURE 7-G

<u>REF. NO.</u>	<u>PART NO.</u>	<u>DESCRIPTION</u>
G-1	587E927G1	REAR BATTERY BOX ASSY. (INCLUDES FENDER)
G-2	541C698P1	BATTERY TRAY (NOT PICTURED)
G-3	211A3531G1	BATTERY CABLES (WITH 2 CLAMPS)
G-4	243A4521P1	BATTERY POST CLAMP
G-5	243A4522G1	REAR BATTERY COVER
G-6	163B9875G1	BATTERY CLAMP ASSEMBLY
G-7	243A4724P1	HEAVY DUTY BATTERY
G-8	243A4849P1	BATTERY CAP (OLD HEAVY-DUTY)
G-8	244A7420P1	BATTERY CAP (NEW HEAVY-DUTY AND STANDARD)
G-9	155C8006P1	REAR POLY BAG
G-10	211A3511P1	CAUTION DECAL
G-11	211A3577P1	SEAT SPRING
G-12	211A3191P1	RIVET
G-14	243A4790P1	SEAT SWITCH



H

UNDERCARRIAGE COMPONENTS

ALL BUT E12M

FIGURE 8-H

<u>REF. NO.</u>	<u>PART NO.</u>	<u>DESCRIPTION</u>
H-1	422D818P1	TRANSAXLE
H-2	211A3107P1	HUB, PAINTED (SEE E12M FOR DETAIL)
H-3	N3400P809	KEY (1/4 X 1/8) (SEE E12M FOR DETAIL)
H-4	N72P2316C6	SET SCREW (5/16-18 X 1) (SEE E12M FOR DETAIL)
H-5	N213P23B6	JAM NUT (5/16-18) (SEE E12M FOR DETAIL)
H-6*	541C685P1	FRONT AXLE, CAST (NO LONGER AVAILABLE)
H-6*	178B8032P1	FRONT AXLE, FABRICATED
H-7	211A3595P1	SPINDLE, LEFT (HARDENED)
H-8	211A3595P2	SPINDLE, RIGHT (HARDENED)
H-9	N922P75C6	SNAP RING (LOCATED ON SPINDLE)
H-10	243A4587P1	THRUST WASHER (LOCATED ON SPINDLE)
H-11	243A4609P1	GREASE FITTING (CAST AXLE)
H-11	243A4867P1	GREASE FITTING (FAB AXLE)
H-12	211A3284P1	PIVOT PIN
H-13	N533P1316	ROLL PIN (1/8 X 1)
H-14	541C950P1	TIE ROD AND BALL JOINT (R.H.)
H-15	541C950P2	TIE ROD AND BALL JOINT (L.H.)
H-16	243A4561P1	BEARING
H-17	542C898G1	GEAR AND SECTOR ASSEMBLY
H-18	541C902P1	MOUNTING BRACKET
H-19	243A4590P1	BEARING (IN MOUNTING BRACKET)
H-20	N402P18B6	PLAIN WASHER
H-21	243A4613P1	SHIM WASHER

UNDERCARRIAGE COMPONENTS

FIGURE 8-H

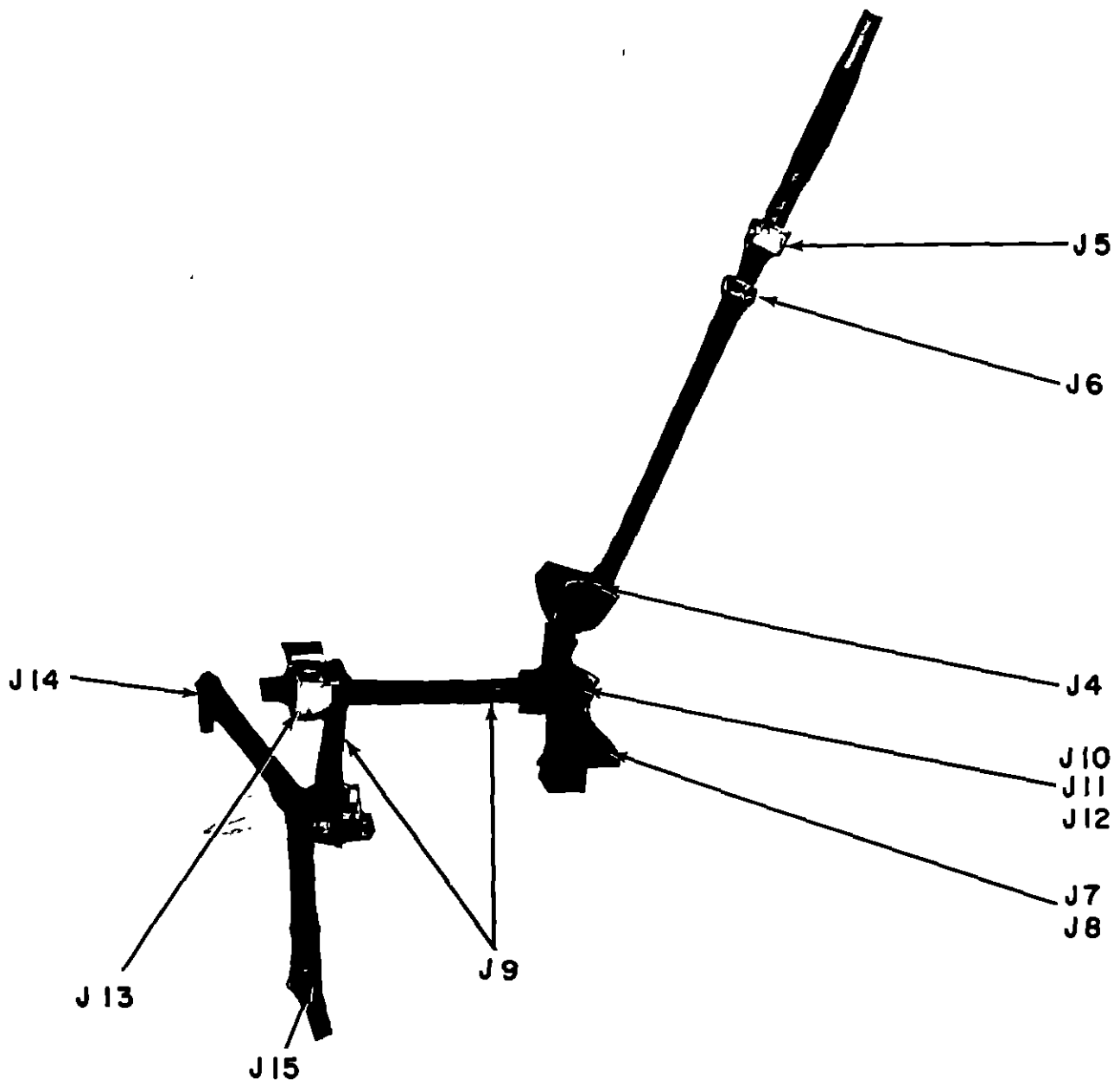
<u>REF. NO.</u>	<u>PART NO.</u>	<u>DESCRIPTION</u>
H-22	N503P1220B6	COTTER PIN
H-23	541C915P2	MOTOR PLATE
H-24	163B9996P1	DRIVE MOTOR
H-25	243A4859P1	DRIVE MOTOR CIRCUIT BREAKER
H-26	243A4785P1	DRIVE MOTOR PULLEY
H-27	N70P2312B6	SET SCREW (5/16-18 X 3/4)
H-28	163B9877P1	TRANSAXLE PULLEY
H-29	N70P2312B6	SET SCREW (5/16-18 X 3/4)
H-30	N3400P606	KEY (3/16 X 3/4 WOODRUFF)
H-31	211A3226P4	DRIVE BELT (PAIR)
H-32	423D275G1	UNDERCARRIAGE HARNESS
H-33	243A4540P2	CABLE TIE
H-34	211A3532P1	BOOT
H-35	211A3532P2	BOOT
H-36	211A3532P3	BOOT
H-43	244A7163P1	CABLE CLIP

*TRACTORS SUPPLIED WITH A CAST AXLE THAT REQUIRES REPLACEMENT SHOULD BE REPLACED WITH AN INTERCHANGEABLE FABRICATED AXLE, HOWEVER, NEW HARDENED SPINDLES H-7 AND H-8 SHOULD ALSO BE ORDERED AS THE PRESENT SPINDLES (UN-HARDENED) ARE NOT INTERCHANGEABLE.

UNDERCARRIAGE COMPONENTS

FIGURE 8-H

<u>REF. NO.</u>	<u>PART NO.</u>	<u>DESCRIPTION</u>
H-37	211A3481P1	BRAKE SWITCH
H-38	243A4585P1	MOUNTING BASE (BRAKE SWITCH)
H-39	211A3504P1	SHOULDER SCREW
H-40	N264P21B6	LOCKING NUT, HEX
H-41	211A3505P2	CLEVIS PIN
H-42	211A3256P2	HAIRPIN COTTER



J

STEERING AREA COMPONENTS

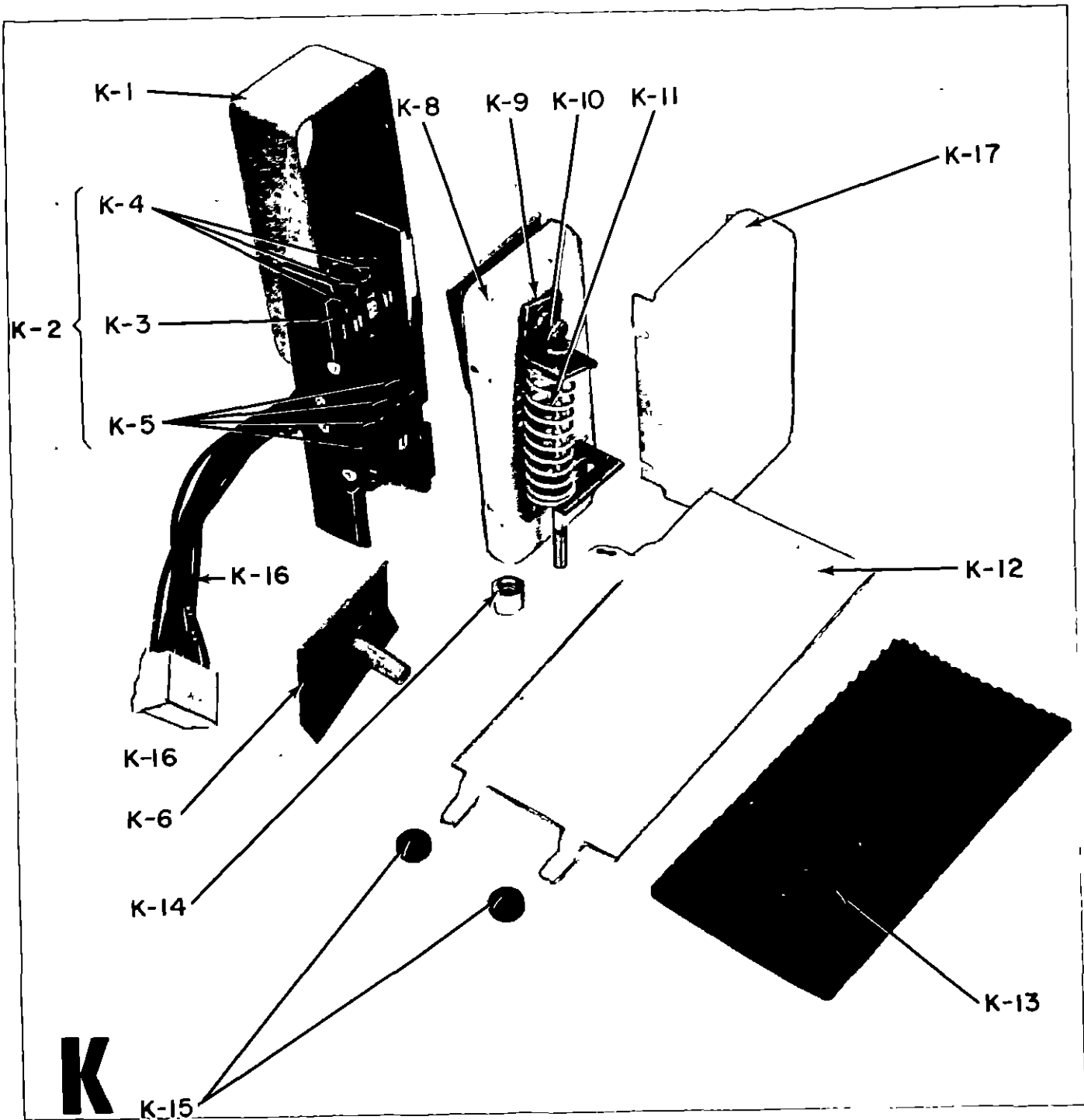
FIGURE 9-J

<u>REF. NO.</u>	<u>PART NO.</u>	<u>DESCRIPTION</u>
J-1	423D255P1	STEERING WHEEL (NOT PICTURED)
J-2	243A4828P1	CAP AND MONOGRAM ASSEMBLY (NOT PICTURED)
J-3	N533P2520	DOWEL PIN (1/4 X 1 1/4) (NOT PICTURED)
J-4	211A3416G2	STEERING SHAFT AND PINION (5/8)
J-5	211A3101P2	BEARING STEERING (FOR USE WITH J-4)
J-6	243A4547P2	SET COLLAR (FOR USE WITH J-4)
J-7	541C902P1	MOUNTING BRACKET
J-8	243A4590P1	BEARING (IN MOUNTING BRACKET)
J-9	542C898G1	GEAR AND SECTOR ASSEMBLY
J-10	N402P18B6	WASHER
J-11	243A4613P1	SHIM WASHER
J-12	N503P1220B6	COTTER PIN
J-13	243A4561P1	BEARING
J-14	541C950P1	TIE ROD AND BALL JOINT - R.H.
J-15	541C950P2	TIE ROD AND BALL JOINT - L.H.
J-16#	178B8032P1	FRONT AXLE-FABRICATED (SEE SECTION H)
J-17	211A3595P1	SPINDLE-LEFT (HARDENED) (SEE SECTION H)
J-18	211A3595P2	SPINDLE-RIGHT (HARDENED) (SEE SECTION H)
J-19	N922P75C6	SNAP RING (SEE SECTION H)
J-20	243A4587P1	THRUST WASHER (SEE SECTION H)
J-21#	243A4867P1	GREASE FITTING (FAB AXLE) (SEE SECTION H)
J-21#	243A4609P1	GREASE FITTING (CAST AXLE) (SEE SECTION H)

STEERING AREA COMPONENTS

FIGURE 9-J

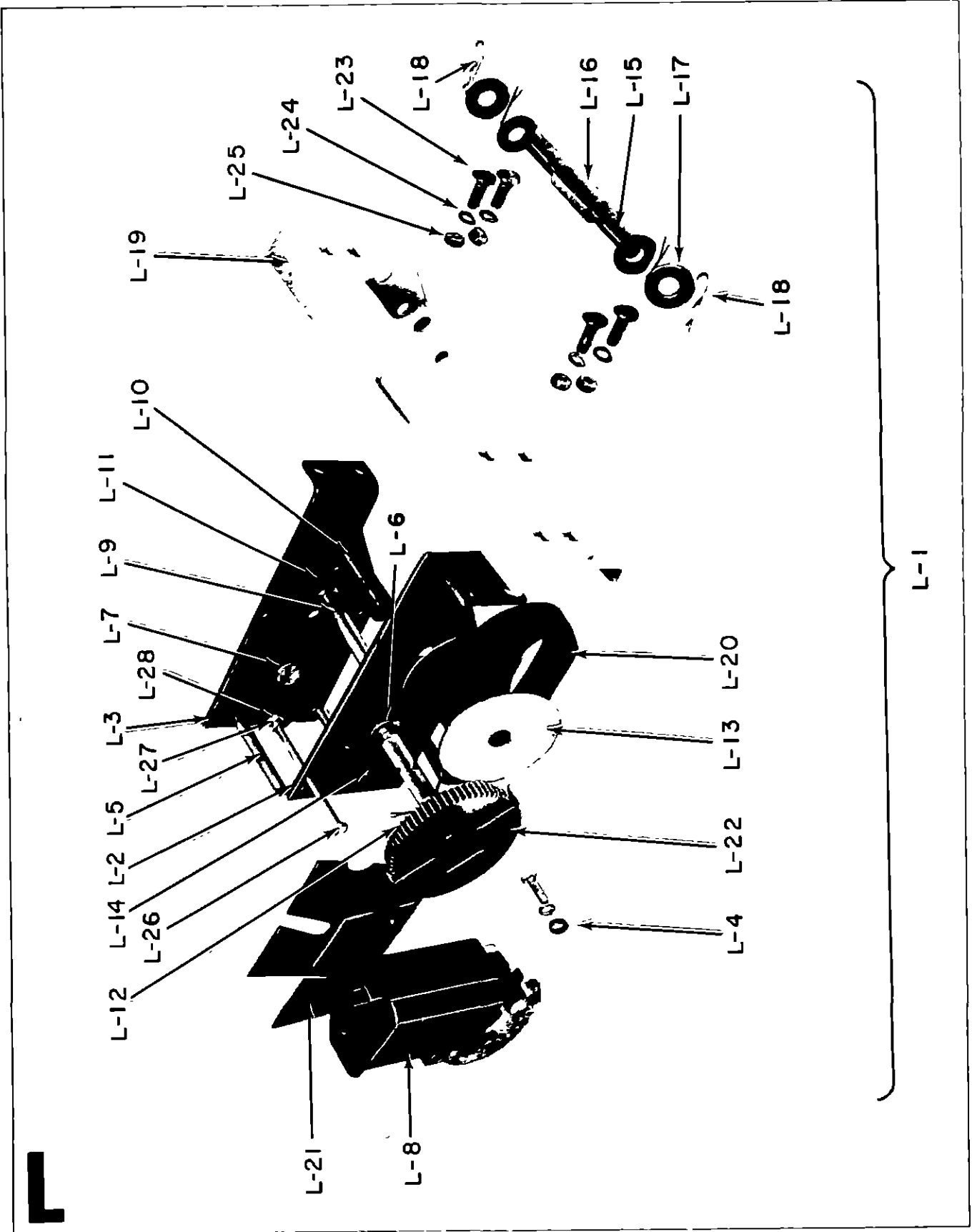
#TRACTORS SUPPLIED WITH A CAST AXLE THAT REQUIRES REPLACEMENT SHOULD BE REPLACED WITH AN INTERCHANGEABLE FABRICATED AXLE, HOWEVER, NEW HARDENED SPINDLES H-7 AND H-8 SHOULD ALSO BE ORDERED AS THE PRESENT SPINDLES (UN-HARDENED) ARE NOT INTERCHANGEABLE.



SPEED CONTROL

FIGURE 10-K

<u>REF. NO.</u>	<u>PART NO.</u>	<u>DESCRIPTION</u>
K-1	163B9997P1	THROTTLE BOX
K-2	178B8250G1	RAIL AND SWITCH ASSEMBLY (LESS HARNESS)
K-3	211A3198P1	START SWITCH, 3 TABS, N.O., N.C., AND COMMON
K-4	211A3198P2	1A 2A 3A SWITCH, 2 TABS, N.O. AND COMMON
K-5	211A3198P3	FW 1-4 2 TABS, N.C. AND COMMON
K-6	243A4796G1	THROTTLE CAM
K-7	211A3577P3	SPRING (NOT PICTURED)
K-8	178B8249G1	COVER AND BRACKET ASSY.
K-9	243A4554P1	PUSH NUT
K-10	N22P21072B6	SCREW (1/4-20 X 4 1/2)
K-11	211A3577P12	SPRING
K-12	178B8001P1	THROTTLE PEDAL
K-13	243A4825P1	THROTTLE PEDAL PAD
K-14	N264P21B6	LOCK NUT (1/4-20)
K-15	211A3589P2	GROMMET, PEDAL
K-16	178B8097G1	HARNESS, THROTTLE
K-17	163B9999P1	COVER



FRONT LIFT

FIGURE 11-L

<u>REF. NO.</u>	<u>PART NO.</u>	<u>DESCRIPTION</u>
L-1	423D217G1	LIFT ASSEMBLY
L-2	541C668P1	SUPPORT, RIGHT
L-3	541C668P2	SUPPORT, LEFT
L-4	243A4550P1	SPACER
L-5	243A4550P2	SPACER
L-6	211A3540P1	FLANGED BEARING
L-7	211A3540P3	FLANGED BEARING
L-8	211A3561P1	ACTUATOR
L-9	211A3542P1	SHAFT
L-10	211A3543P1	SLEEVE
L-11	243A4554P2	PUSHNUT
L-12	211A3539G1	GEAR ASSEMBLY
L-13	211A3520P1	WASHER
L-14	N503P916B6	COTTER PIN
L-15	211A3494P1	SHAFT
L-16	211A3493P1	SPOOL
L-17	N402P45B6	WASHER
L-18	211A3256P3	HAIRPIN COTTER
L-19	541C659P1	BUMPER
L-20	163B9802G1	LIFT STRAP AND CLIP
L-21	541C997P1	TAPE GUARD
L-22	541C907P1	GEAR COVER
L-23	N62P23016B6	CARRIAGE BOLT
L-24	N405P12C6	LOCK WASHER

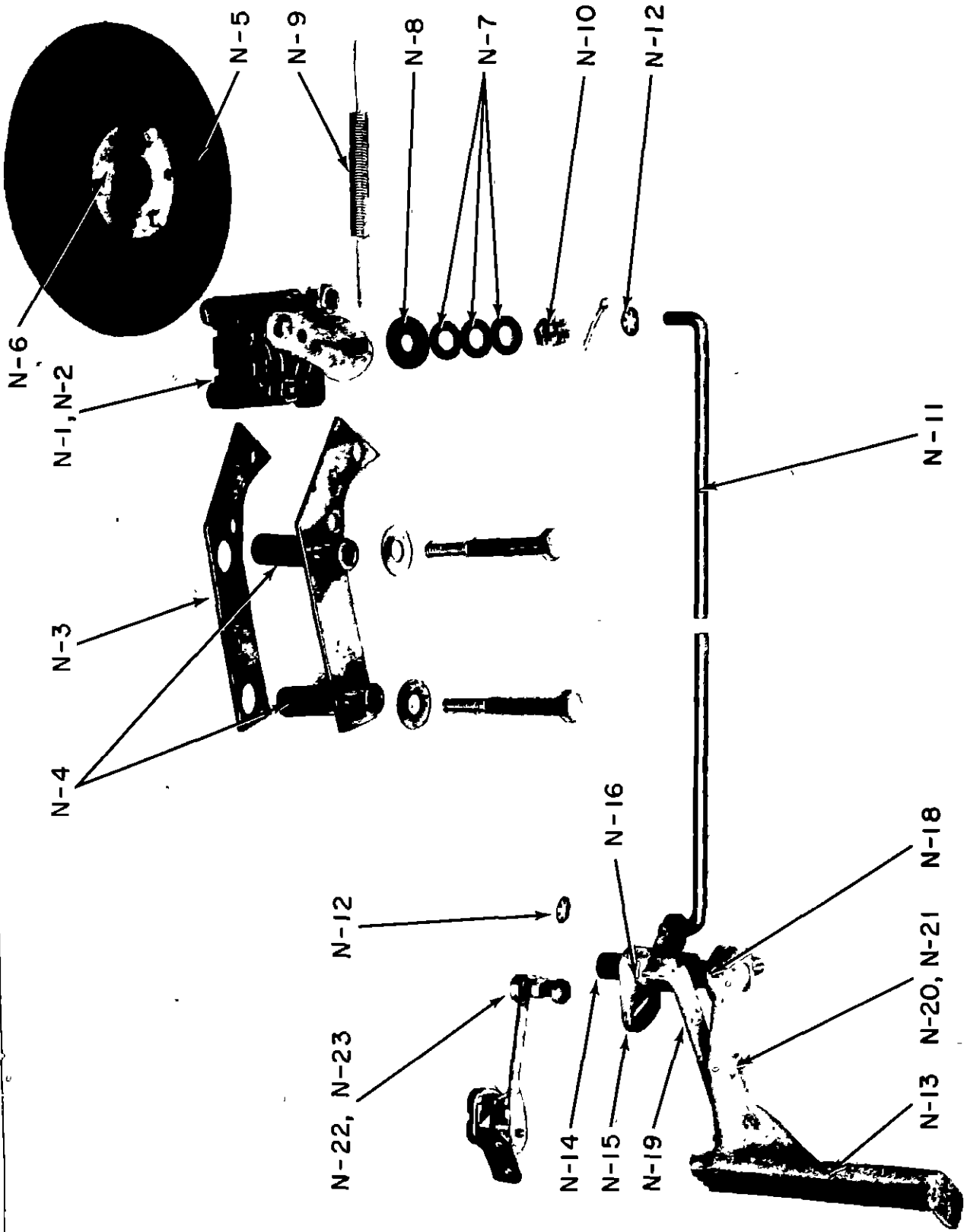
FRONT LIFT

FIGURE 11-L

<u>REF. NO.</u>	<u>PART NO.</u>	<u>DESCRIPTION</u>
L-25	N210P23B6	NUT, HEX
L-26	N22P21068B6	HEX HD. BOLT
L-27	N405P11C6	LOCK WASHER
L-28	N210P21B6	NUT

*TAPE GUARD 541C9972P2 IS NEEDED FOR OLDER LIFT ASSEMBLIES, SEE
PRODUCT SERVICE BULLETIN NO. 7.

N



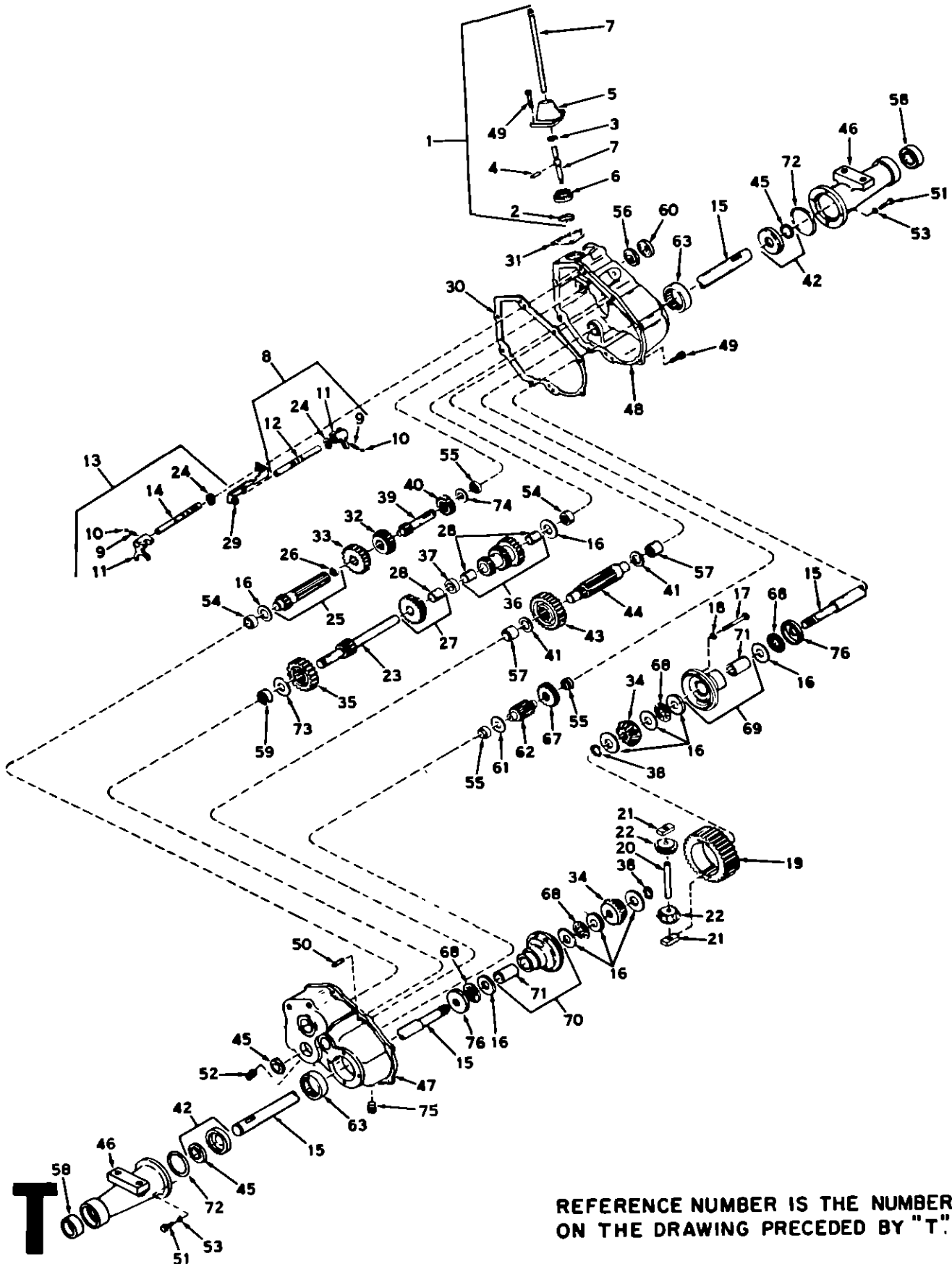
BRAKE

ALL BUT E12M

FIGURE 12-N

<u>REF. NO.</u>	<u>PART NO.</u>	<u>DESCRIPTION</u>
N-1	211A3153G1	DISC BRAKE AND CALIPER
N-2	211A3593P1	FRICTION PAD SET
N-3	211A3469P1	BRACKET
N-4	211A3470P1	SPACER
N-5	211A3154G1	DISK AND HUB
N-6	N3400P606	KEY (3/16 X 3/4 WOODRUFF)
N-7	243A4582P3	WASHER BELLEVILLE
N-8	243A4642P1	50 MIL. WASHER
N-9	211A3489P1	RETURN SPRING
N-10	211A3582P1	LOCKNUT, HEX
N-11	211A3468P1	BRAKE ROD
N-12	211A3488P1	PUSH NUT (SPRING CLIP)
N-13	542C893P2	BRAKE PEDAL
N-14	211A3410P1	SHAFT
N-15	163B9899P1	BRAKE PAWL
N-16	N533P1612	DOWEL PIN (5/32 X 3/4)
N-17	N402AP15B6	WASHER (1/2")
N-18	N533P1618	DOWEL PIN (5/32 X 1 1/8)
N-19	211A3467P1	LEVER
N-20	211A3584P1	CURVED WASHER
N-21*	243A4773P1	RIVET
N-21*	211A3583P1	SCREW (10-32 X 1/2)
N-22	211A3504P1	SHOULDER SCREW
N-23	N264P21B6	LOCKNUT (1/4-20)

*BOTH RIVET AND SCREW HAVE BEEN USED TO ATTACH PARKING BRAKE LEVER TO BRAKE PEDAL. SPECIFY CORRECTLY WHEN ORDERING.



REFERENCE NUMBER IS THE NUMBER ON THE DRAWING PRECEDED BY "T."

2318 TRANSAXLE

FIGURE 13-T

<u>REF. NO.</u>	<u>PEERLESS PART NO.</u>	<u>GE PART NO.</u>	<u>DESCRIPTION</u>
T-1	784110	243A4500P1	LEVER, HOUSING ASSY., SHIFT (INCL. NOS. 2 THRU 7)
T-2	792016	243A4500P2	RING, SNAP
T-3	792001	243A4500P3	RING, QUAD
T-4	792002	243A4500P4	PIN, ROLL
T-5	784093	243A4500P5	HOUSING, SHIFT LEVER
T-6	784094	243A4500P6	KEEPER, SHIFT LEVER
T-7	784111	243A4500P7	LEVER, SHIFT
T-8	784054	243A4500P8	ROD ASSY., SHIFT (INCL. NOS. 9 THRU 12 & 24)
T-9	792003	243A4500P9	SPRING
T-10	792004	243A4500P10	BALL, STEEL
T-11	784004	243A4500P11	FORK SHIFTER
T-12	784055	243A4500P12	ROD, SHIFTER (3RD AND 4TH)
T-13	784056	243A4500P13	ROD ASSY., SHIFT (INCL. NOS. 9, 10, 11, AND 14)
T-14	784057	243A4500P14	ROD SHIFTER (LOW)
T-15	774188	243A4500P15	AXLE
T-16	780042	243A4500P16	WASHER, THRUST
T-17	792005	243A4500P17	SCREW, HEX HD. CAP, 1/4-20 X 2 1/2
T-18	792006	243A4500P18	LOCKWASHER, 1/4
T-19	778033	243A4500P19	GEAR, RING
T-20	786019	243A4500P20	PIN, DRIVE
T-21	786027	243A4500P21	BLOCK DRIVE
T-22	778065	243A4500P22	PINION, BEVEL

2318 TRANSAXLE

FIGURE 13-T

<u>REF. NO.</u>	<u>PEERLESS PART NO.</u>	<u>GE PART NO.</u>	<u>DESCRIPTION</u>
T-23	776029A	243A4500P23	SHAFT AND GEAR, BRAKE
T-24	792017	243A4500P24	RING, SNAP
T-25	776026	243A4500P25	SHAFT AND BEARING ASSY., PISTON (INCL. NO. 26)
T-26	780018	243A4500P26	BEARING
T-27	778034	243A4500P27	GEAR CLUSTER ASSY. (INCL. NO. 28)
T-28	780053	243A4500P28	BUSHING
T-29	784074	243A4500P29	STOP, SHIFTER
T-30	788023	243A4500P30	GASKET, CASE AND COVER
T-31	788022	243A4500P31	GASKET, SHIFT LEVER HOUSING
T-32	778019	243A4500P32	GEAR, SHIFTING (3RD AND 4TH)
T-33	778020	243A4500P33	GEAR, SHIFTING (1ST, 2ND, AND REVERSE)
T-34	778066	243A4500P34	GEAR, BEVEL
T-35	778037	243A4500P35	GEAR, IDLER
T-36	778035	243A4500P36	GEAR CLUSTER ASSY. (INCL. NO. 28)
T-37	786024	243A4500P37	SPACER
T-38	792018	243A4500P38	RING, SNAP
T-39	776027	243A4500P39	SHAFT, INPUT
T-40	778024	243A4500P40	SPUR GEAR, INPUT SHAFT
T-41	780052	243A4500P41	WASHER, THRUST
T-42	788021	243A4500P42	SEAL AND RETAINER ASSY., OIL (INCL. NO. 45)
T-43	778036	243A4500P43	GEAR, OUTPUT
T-44	776028	243A4500P44	PINION, OUTPUT

2318 TRANSAXLE

FIGURE 13-T

<u>REF. NO.</u>	<u>PEERLESS PART NO.</u>	<u>GE PART NO.</u>	<u>DESCRIPTION</u>
T-45	788008	243A4500P45	SEAL, OIL
T-46	782025	243A4500P46	HOUSING, AXLE
T-47	772040	243A4500P47	COVER, ASSY., TRANSAXLE (INCL. NOS. 54, 55, 57, 59, AND 63)
T-48	770012	243A4500P48	CASE ASSY., TRANSAXLE (INCL. NOS. 54, 55, 57, AND 63)
T-49	792007	243A4500P49	SCREW, SOCKET HD. CAP, 1/4-20 X 3/4
T-50	786026	243A4500P50	PIN DOWEL
T-51	792028	243A4500P51	SCREW, HEX HD. 5/16-18 X 7/8
T-52	792019	243A4500P52	PLUG, MAGNETIC DRAIN
T-53	792029	243A4500P53	LOCKWASHER, SPLIT 5/16"
T-54	780049	243A4500P54	BEARING, NEEDLE
T-55	780022	243A4500P55	BEARING, NEEDLE
T-56	780024	243A4500P56	BEARING, BALL
T-57	780047	243A4500P57	BEARING, NEEDLE
T-58	780050	243A4500P58	BEARING, BALL
T-59	780046	243A4500P59	BEARING, NEEDLE
T-60	788025	243A4500P60	SEAL, OIL
T-61	780001	243A4500P61	WASHER
T-62	776031	243A4500P62	SHAFT AND PINION
T-63	780048	243A4500P63	BEARING NEEDLE
T-67	778038	243A4500P67	SPUR GEAR (22 TEETH)
T-68	780039	243A4500P68	BEARING, THRUST
T-69	774072	243A4500P69	CARRIER ASSY., DIFFERENTIAL (INCL. NO. 71)

2318 TRANSAXLE

FIGURE 13-T

<u>REF. NO.</u>	<u>PEERLESS PART NO.</u>	<u>GE PART NO.</u>	<u>DESCRIPTION</u>
T-70	774071	243A4500P70	CARRIER ASSY, DIFFERENTIAL (INCL. NO. 71)
T-71	780041	243A4500P71	BUSHING
T-72	788024	243A4500P72	"O" RING
T-73	780007	243A4500P73	WASHER, THRUST
T-74	780051	243A4500P74	WASHER, THRUST
T-75	792010	243A4500P75	PLUG, PIPE
T-76	780075	243A4500P76	RACE, THRUST

MISCELLANEOUS & HARDWARE

Z

<u>REF. NO.</u>	<u>PART NO.</u>	<u>DESCRIPTION</u>
Z-1	541C922P1	INSTRUCTION DECAL (LOCATED UNDER HOOD)
Z-2	211A3599P1	PAINT (SPRAY YELLOW)
Z-3	243A4640P1	FRONT WHEEL BEARING
Z-4	243A4680P1	GREASE, 2 OZ. TUBE
Z-5	243A4564P5	PLUG (P-1)
Z-6	243A4564P4	PLUG (P-2)
Z-7	243A4564P3	PLUG (P-4)
Z-8	243A4568P4	JACK (J-1)
Z-9	243A4568P5	JACK (J-2)
Z-10	243A4568P3	JACK (J-4)
Z-11	211A3594G2	TERMINAL KIT
Z-12	N3400P606	WOODRUFF KEY (BRAKE)
Z-13	N3400P809	WOODRUFF KEY (REAR AXLE)
Z-14	N3402P6032	KEY (DRIVE MOTOR)
Z-15	N922P75C6	SNAP RING (FRONT AXLE)
Z-16	243A4587P1	THRUST WASHER (FRONT AXLE)
Z-17	N533P1316	ROLL PIN (FRONT AXLE)
Z-18	N533P1916	ROLL PIN 3/16 X 1" (LIFT ACTUATOR)
Z-19	N533P2516	SPRING DOWEL PIN (STEERING WHEEL)
Z-20	N533P1618	5/32 X 1 1/8 SPRING DOWEL PIN (BRAKE ASSEMBLY)
Z-21	211A3584P1	CURVED WASHER (PARKING BRAKE LEVER)
Z-22	243A4613P1	SHIM WASHER (STEERING)

MISCELLANEOUS & HARDWARE

Z

<u>REF. NO.</u>	<u>PART NO.</u>	<u>DESCRIPTION</u>
Z-23	N402AP18B6	PLAIN WASHER (STEERING)
Z-24	N402P45B6	WASHER (FOR FRONT LIFT)
Z-25	211A3488P1	PUSH NUT (SPRING CLIP) (BRAKE ROD)
Z-26	N264P21B6	1/4-20 LOCKING NUT, HEX (USED ON BRAKE SHOULDER SCREW)
Z-27	211A3562P1	SPEED NUT (ON CHARGER SCREEN)
Z-28	N503P1220B6	COTTER PIN (STEERING)
Z-29	N503P1216	COTTER PIN (FRONT ROLLER, MOWER)
Z-30	211A3505P2	CLEVIS PIN (FRAME)
Z-31	243A4810P1	BATTERY CAP WRENCH
Z-32	163B9887G1	BATTERY CLAMP ASSEMBLY
Z-33*	211A3439G1	BATTERY CLAMP, RIGHT
Z-34*	211A3439G2	BATTERY CLAMP, LEFT
Z-35*	211A3440G1	BATTERY "U" CLAMP
Z-36*	211A3442P1	BATTERY CLAMP BAR

*THESE PARTS ARE THE INDIVIDUAL PARTS WHICH MAKE UP THE BATTERY CLAMP ASSEMBLY Z-32.